


SESI Power Inductors - SESI 32PR High Reliability Applications



- Energy storage, smoothing and filtering
- Inductance values : 4.7 μ H to 4700 μ H
- Current up to 27 Arms and 38 A peak
- Through-hole design
- Materials meet UL94-V0 rating
- Suited for IR and vapor reflow soldering
- Frequency range up to 1 MHz
- Operating ambient temperature range : -55 °C to +85 °C
- Weight : 56 grams typical
- Shielded version upon request

Notes

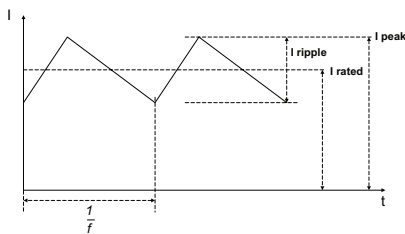
1. Inductance at 0.25 V, 100 kHz
2. I rated (permanent DC) without heatsink ;
mounted via heatsink I=I rated x1.4
3. Typical inductance value at recommended rated current
4. I peak max = maximum peak value of current at +85 °C; L value not guaranteed
5. 35% admissible I ripple over I rated at f=200 kHz
6. Isolation voltage 500 Vdc
1 min electrification 100 G Ω minimum between winding and magnetic core

Electrical Data (25°C)

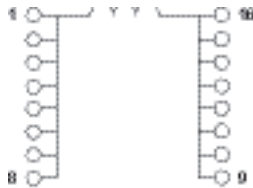
ID Code	L ¹ no load μ H	I ² rated A	L ³ at rated I μ H	I ⁴ peak max A	Rdc at 25°C m Ω Max	L Tol. \pm %
SESI 32 35K 1PR	35	17	26	20	11.5	30

To Order

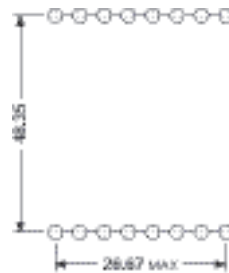
SESI 32 ### IPR					
SESI	32	###	1	P	R
SESI Energy Storage Inductor	Size	Value code 35K = 35 μ H	Version	Pins through hole	High reliability



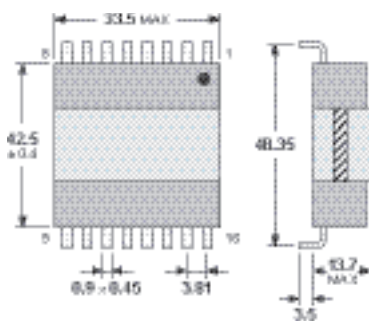
Connections



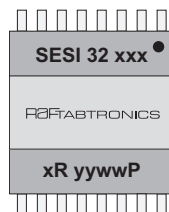
PCB Layout (suggested)



Dimensions (mm)



Marking



yyww :
Date code

Packaging

Individually packed 20 parts on 2 layers.

RAFTABTRONICS
Technology to the global power

Tel: 1-888-876-6424
Fax: 1-585-243-3831
sesi@raftabtronics.com
www.raftabtronics.com

Performance warranty of products offered on this data sheet is limited to the parameters specified. Data is subject to change without notice. Other brand and product names mentioned herein may be trademarks or registered trademarks of their respective owners. © Copyright 2010. RAF Tabtronics LLC. All rights reserved.